

Quality Control in Plywood Manufacturing: Physical Properties of Commercial Plywood of *Pinus sp*

Diego H. Almeida¹, Fabiane S. Ferro², Luciano D. Varanda², Amós M. de Souza², Felipe H. Icimoto²,
André L. Christoforo^{3,*}, Francisco A. Rocco Lahr¹

¹Department of Structural Engineering, Engineering School of São Carlos (EESC/USP), São Carlos, 13566-590, Brazil

²Department of Science and Engineering Materials, Engineering School of São Carlos (EESC/USP), São Carlos, 13566-590, Brazil

³Department of Mechanical Engineering, Federal University of São João del-Rei, São João del-Rei, 36307-352, Brazil

Abstract Wood of genus *Pinus* have been widely used by plywood Brazilian industry, motivated by their good physical and mechanical properties as well as reforestation policies. For plywood companies, quality control for its commercialization presents itself as essential. In this sense, this paper aims to evaluate, by means of physical properties, homogeneity of plywood manufacturing process using *Pinus sp.* So, we selected four panels, and extracted samples to obtain their physical properties. Analysis of variance (ANOVA) was used to investigate manufacture homogeneity of the panels. ANOVA results, for all physical properties investigated, had presented statistical equivalence, showing consistency of product manufacture, independent of the supplier company.

Keywords Panels, Plywood, Physical Properties

1. Introduction

In Brazil, a greater investment in wood-based industry is enabling the use of wood with more rationality, given the circumstances that involve wood applications. In addition, knowledge of wood physical and mechanical properties is essential for its compatible utilization[1-2].

Among the techniques currently employed, using wood from planted forests is highlighted in the country. Reforestation of *Pinus*, *Eucalyptus* and *Corymbia* genus favor material for employing in construction, furniture industry and reconstituted wood panels[3].

Plywood is still an important wood-based product, made with veneers, juxtaposed with change between fiber direction, bonded with proper adhesive, under certain conditions of temperature and pressure[4]. Plywood can be used in various applications, such as in furniture industry and building construction[5-7].

Quality control in plywood manufacture is complex, once there are many elements that affect panel performance, including: options for hardwood or softwood[8-10]; pressing and temperature cycles applied[11]; and the kind of adhesive used[12-14].

Use of *Pinus* lumber in plywood manufacture is linked to reforestation of this species. Southern of Brazil is responsible for 83% of *Pinus* reforestation in the country,

followed by the Southeast, with 14.3%[15], regions where a expressive number of companies are located.

Researches on *Pinus sp.* plywood physical properties characterization are systematically in developing, however focusing panels produced in laboratory scale[16-18].

Relying on the importance of quality control of panels produced industrially, this study aimed, with the aid of physical properties, evaluated the homogeneity of the industrial manufacturing process of plywood made with *Pinus sp.*

2. Material and Methods

For this research, four plywood panels obtained from different work shifts of a line production, in a company localized in São Carlos (SP-Brazil), were considered. Panels were manufactured with *Pinus sp* veneers, dimensions of 1.25 m × 2.50 m × 18 mm, and using a phenolic resin to gluing.

From the panels, specimens were prepared to perform determination of the physical properties of the commercial plywood, according to Brazilian normative documents.

Tests were performed in water absorption (24 hours) recovery in thickness; swelling more recovery thickness swelling; and swelling.

2.1. Water Absorption after 24 Hours

Samples were weighed and then immersed in water for 24 hours and, subsequently, removed and weighed again. Absorption (A) in water after 24 hours (Equation 1) was

* Corresponding author:

alchristoforo@yahoo.com.br (André Luis Christoforo)

Published online at <http://journal.sapub.org/cmaterials>

Copyright © 2013 Scientific & Academic Publishing. All Rights Reserved

obtained following assumptions and calculation methods of ABNT NBR 9486[19], using 6 specimens per panel.

$$A = \frac{m_f - m_i}{m_i} \cdot 100 \quad (1)$$

In Equation 1, A denotes the amount of water absorbed (%), m_f is the specimen final mass (g) and m_i is the specimen initial mass (g).

2.2. Recovery in Thickness; Swelling more Recovery Thickness Swelling; and Swelling

To determine recovery in thickness; swelling more recovery thickness swelling; and swelling in plywood, after 24 hours of water absorption ABNT NBR 9535 recommendations were used[20].

From each panel, six specimens were prepared, dimensions 75×25 mm, packed in a climatic chamber (25 ± 2)°C. These samples were separated in two sets (one of them considered as a control).

After first thickness measurement, made in the center of each specimen, those used as control were dried at (103 ± 2)°C for 24 hours, taken to the desiccator and measured again.

The other specimens set was immersed in distilled water at (20 ± 2)°C during 24 hours. After this period, specimens were measured, dried at (103 ± 2)°C for 24 hours, taken to the desiccator and measured again. Thickness recovery; swelling more thickness; swelling in water after 24 hours were calculated using Equations 2, 3 and 4 respectively.

$$RE = \left(\frac{e_1 \cdot e_5}{e_2 \cdot e_3} - 1 \right) \cdot 100 \quad (2)$$

$$IR = \left(\frac{e_1 \cdot e_4}{e_2 \cdot e_3} - 1 \right) \cdot 100 \quad (3)$$

$$I = IR - RE \quad (4)$$

In Equations 2, 3 and 4, e_1 denotes the sum of specimens thickness (mm) of control set (air-conditioned); e_2 is the sum of the thicknesses of the control set specimens (oven dried); e_3 is the sum of specimens thicknesses before immersion in water; e_4 is the sum of the specimens thicknesses after immersion in water; and e_5 is the sum of the specimens thicknesses after immersion in water (oven dried).

2.3. Statistical Analysis

To evaluate possible differences between physical properties of plywood panels manufactured with *Pinus sp.*, analysis of variance (ANOVA) was used, in which the panel from where samples were extracted is the factor investigated, associated to four levels (number of selected panels). ANOVA was considered at level of significance (α) 5%; equivalence between mean values for physical properties as null hypothesis (H_0); and non-equivalence as alternative hypothesis (H_1). P-value less than significance level implies rejecting H_0 , accepting it otherwise.

For ANOVA validation, were evaluated: normality (Anderson-Darling), in distribution of responses, and homogeneity between variances by treatment (Bartlett and Levene). Both tests were considered at the 5% significance level. Anderson-Darling test considered normal distributions to null hypothesis, and non-normality as alternative hypothesis. P-value greater than significance level involves accepting H_0 , rejecting it otherwise. Bartlett and Levene tests have equivalence of variances among treatments as null hypothesis and alternative hypothesis as non-equivalence. P-value greater than significance level involves accepting H_0 , rejecting it otherwise.

3. Results

Tables 1-4 present results of physical properties obtained for each plywood panel: sample mean (\bar{X}); coefficient of variation (Cv); smallest (Min) and largest (Max) values found, respectively.

Table 1. Physical properties, panel 1

Parameters	A (%)	RE (%)
\bar{X}	62.69	9.49
Cv	11	13
Min	58.71	8.93
Max	68.19	10.19
Parameters	IR (%)	I (%)
\bar{X}	11.35	2.75
Cv	9	12
Min	10.79	2.71
Max	11.98	2.82

Table 2. Physical properties, panel 2

Parameters	A (%)	RE (%)
\bar{X}	60.88	9.84
Cv	13	9
Min	57.13	8.88
Max	67.82	10.29
Parameters	IR (%)	I (%)
\bar{X}	11.90	2.53
Cv	12	10
Min	10.39	2.71
Max	13.04	2.81

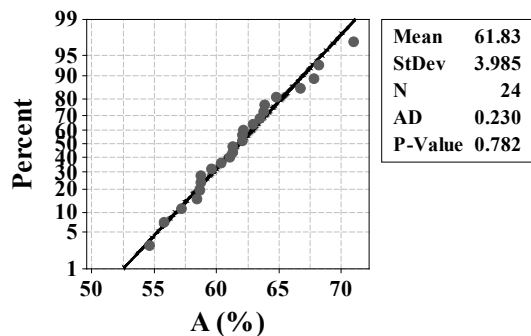
Table 3. Physical properties, panel 3

Parameters	A (%)	RE (%)
\bar{X}	61.76	9.52
Cv	9	11
Min	54.57	8.57
Max	61.96	10.82
Parameters	IR (%)	I (%)
\bar{X}	11.27	2.93
Cv	12	9
Min	10.12	2.74
Max	12.32	2.78

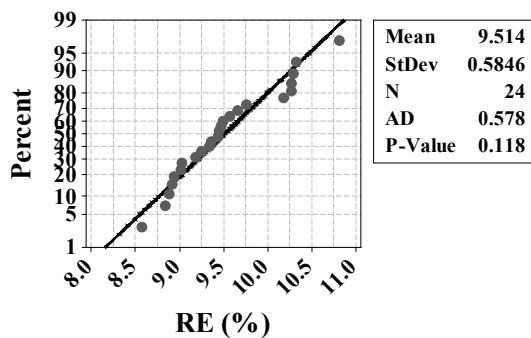
Table 4. Physical properties, panel 4

Parameters	A (%)	RE (%)
\bar{x}	62.45	9.11
Cv	10	10
Min	58.42	8.84
Max	66.71	9.50
Parameters	IR (%)	I (%)
\bar{x}	12.16	2.75
Cv	12	9
Min	10.99	2.70
Max	14.49	2.98

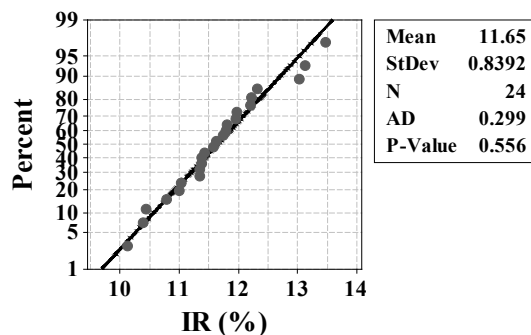
Figures 1 and 2 show results of normality test and variance homogeneity evaluation test, respectively. As P-values are both higher than significance level for each physical properties investigated, distributions can be considered as normal and variances between treatments equivalent, validating ANOVA model.



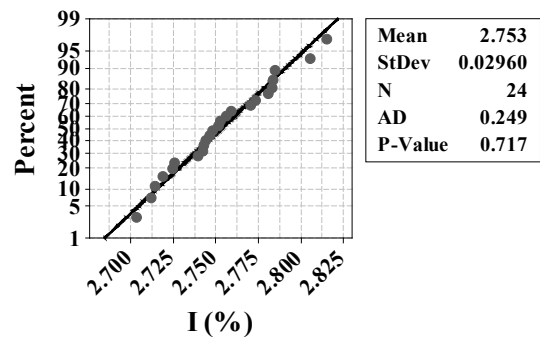
(a)



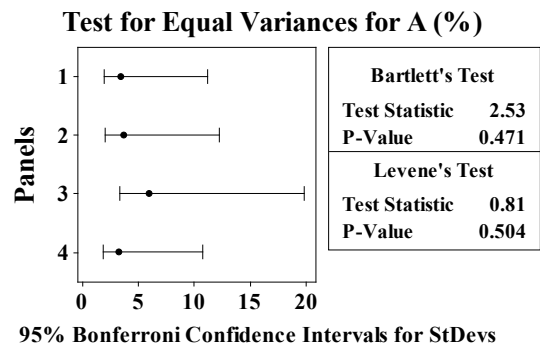
(b)




(c)




(d)

Figure 1. Normality test results


(a)



(b)



(c)



(d)

Figure 2. Variance homogeneity test results

Tables 5-8 show ANOVA results (factor: panel) for each response variable of interest. As P-values found are higher than level of significance level (5%), H_0 is accepted, implying that properties of all selected panels are equivalent, confirming homogeneity of manufacturing process of the company.

Table 5. ANOVA result to water absorption after 24 hours (A)

Source	DF	SS	MS	F	P-value
Panels	3	12,7	4,2	0,24	0,867
Error	20	352,5	17,6		
Total	23	365,2			

Table 6. ANOVA results for thickness recovering (RE).

Source	DF	SS	MS	F	P-value
Panels	3	1,21	0,40	1,21	0,332
Error	20	6,66	0,33		
Total	23	7,86			

Table 7. ANOVA result to swelling more thickness recovering (IR)

Source	DF	SS	MS	F	P-value
Panels	3	2,24	0,75	1,1	0,384
Error	20	13,96	0,70		
Total	23	16,20			

Table 8. ANOVA result to swelling in thickness (I)

Source	DF	SS	MS	F	P-value
Panels	3	$6,7 \cdot 10^{-4}$	$2,2 \cdot 10^{-3}$	0,23	0,875
Error	20	0,019	$9,7 \cdot 10^{-3}$		
Total	23	0,020			

4. Conclusions

ANOVA results on physical properties revealed statistical equivalence among plywood panels, showing the good standard and consistency of manufacturing panels of the considered company, whose production is geared both for import and for export.

ACKNOWLEDGEMENTS

The authors express their gratitude to CAPES and CNPq for granting scholarships and the Inter Science and Engineering of Materials Department, Wood and Timber Structures Laboratory, Structural Engineering Department, USP São Carlos that enabled the development of this research.

REFERENCES

- [1] Icimoto, F. H.; Ferro, F. S.; Almeida, D. H.; Christoforo, A. L.; Rocco, F. A. L. Influence of the wood specimen position on calculus of the bending modulus of elasticity. *International Journal of Materials Engineering*, n. 3, v. 3, p. 41-46, 2013.
- [2] Ferro, F. S.; Icimoto, F. H.; Almeida, D. H.; Christoforo, A. L.; Rocco, F. A. L. Verification of test conditions to determine the compression modulus of elasticity of wood. *International Journal of Agriculture and Forestry*, n. 2, v. 3, p. 66-70, 2013.
- [3] Bertolini, M. S. Emprego de resíduos de *Pinus sp* tratado com preservante CCB na produção de chapas de partículas homogêneas utilizando resina poliuretana à base de mamona. Dissertação de Mestrado. Escola de Engenharia de São Carlos, Universidade de São Paulo, São Carlos, 2011.
- [4] Iwakiri, S. Painéis de madeira reconstituída. Curitiba – PR: FUPEF, 2003. 254 p.
- [5] Stamato, G. C.; Calil Junior, C. Resistência ao embutimento da madeira compensada. *Cadernos de Engenharia de Estruturas*, n. 18, p. 49-76, 2002.
- [6] Stamato, G. C. Resistência ao embutimento da madeira compensada. Dissertação de Mestrado. Escola de Engenharia de São Carlos, Universidade de São Paulo, São Carlos, 1998.
- [7] Dias, F. M. Aplicação de resina poliuretana à base de mamona na fabricação de painéis de madeira compensada e aglomerada. Tese de Doutorado. Escola de Engenharia de São Carlos, Universidade de São Paulo, São Carlos, 2005.
- [8] Iwakiri, D.; Nielsen, I. R.; Alberti, R. A. R. Avaliação da influência de diferentes composições de lâminas em compensados estruturais de *Pinus elliottii* e *Eucalyptus saligna*. *Revista Cerne*, v. 6, n. 2, p. 19-24, 2000.
- [9] Jamalirad, L.; Doosthoseini, K.; Koch, G.; Mirshokraie, S. A.; Hedjazi, S. Physical and mechanical properties of plywood manufactured from treated Red-Heart Beech (*Fagus orientalis* L.) wood veneers. *Bio Resources*, v. 6, n. 4, p. 3973-3986, 2011.
- [10] Tenório, C.; Moya, R.; Camacho, D. Propriedades físico-mecânicas de tableros terciados construídos com espécies tropicais de plantações para uso estrutural. *Revista Cerne*, v. 18, n. 2, p. 317-325, 2012.
- [11] Ferreira, B. S.; Silva, M. S.; Campos, C. I. Análise do desempenho físico-mecânico de compensados produzidos com adesivos a base de PVA. *Revista Madeira: Arquitetura e Engenharia*, v. 12, n. 29, p. 13-22, 2011.

- [12] Khalil, H. P. S. A.; Fazita, M. R. N.; Bhat, A. H.; Jawaid, M.; Fuad, N. A. N. Development and material properties of new hybrid plywood from oil palm biomass. *Materials and Design*, v. 31, p. 417-424, 2010.
- [13] Lima, N. N.; Pio, N. S.; Cunha, U. S.; Lucas Filho, F. C.; Barbosa Filho, J. Influência da gramatura na resistência da linha de cola aos esforços de cisalhamento em painéis compensados de *Copaifera duckei* Dawyer e *Eperua olaiifera* Ducke. *Acta Amazônica*, v. 41, n. 1, p. 83-90, 2011.
- [14] Silva, B. C.; Vieira, M. C.; Oliveira, G. L.; Gonçalves, F. G.; Rodrigues, N. D.; Lelis, R. C. C.; Iwakiri, S. Qualidade de compensados fabricados com adesivos à base de tanino-formaldeído de *Pinus oocarpa* e fenol-formaldeído. *Floresta e Ambiente*, v. 19, n. 4, p. 511-519, 2012.
- [15] Associação Brasileira de Produtores de Florestas Plantadas (ABRAF): Anuário estatístico da ABRAFR 2012 ano base 2011. Brasília, 2012.
- [16] Palma, H. A. L. Determinação de propriedades elásticas e de resistência em compensados de *Pinus elliottii*. *Scientia Forestalis*, n.51, p. 37-48, 1997.
- [17] Albino, V. C. S.; Sá, V. A.; Bufalino, L.; Mendes, L. M.; Almeida, N. A. Avaliação das propriedades físico-mecânicas de painéis compensados de *Toona ciliata* M. Roem. var. *australis*. *Revista Cerne*, v.17, n.1, p. 103-108, 2011.
- [18] Almeida, N. F.; Bortolletto Junior, G.; Mendes, R. F.; Suardi, P. G. Avaliação da madeira de *Pinus elliottii* var. *elliottii* x *Pinus caribaea* var. *hondurensis* para produção de compensados. *Scientia Forestalis*, v. 40, n. 96, p. 435-443, 2012.
- [19] Associação Brasileira de Normas Técnicas (ABNT): NBR9486. Compensado: determinação da absorção de água. Rio de Janeiro, 1986.
- [20] Associação Brasileira de Normas Técnicas (ABNT): NBR9535. Compensado: determinação do inchamento. Rio de Janeiro, 1986.