

# Antidepressant Activity of Ethanol Leaf Extract of *Annona muricata* L., in Sprague-Dawley Rats

Bikomo E. O., Ebuehi O. A. T. \*, Magbagbeola O. A.

Department of Biochemistry, College of Medicine, University of Lagos, Lagos, Nigeria

**Abstract** *Background:* *Annona muricata* L. is a plant renowned for several therapeutic folklore uses, in many Caribbean communities where as revealed in literature the leaves, bark and roots are made into tea for calming effects as sedative, heart tonic and hypertensive medication. In Nigeria, these potential health benefits are untapped since *A. muricata* is classified as an under-utilized plant. The present study determined the antidepressant and behavioral properties of the Nigerian grown *Annona muricata* in Sprague-Dawley rats using the open field test and forced swim test. **Methods:** Rats were administered *A. muricata* leaf extract (50, 150 and 300mg/kg) alone, as well as in combination with imipramine or sertraline (10mg/kg) for 14days. **Results:** The extract was found to reduce the explorative tendencies of the rats in the open field test. In the forced swim test the extract caused a significant reduction in immobility time and increased swimming time. Combination of the extracts with imipramine or sertraline further decreased the explorative tendencies at 150mg/kg concentration and the immobility time at 150 and 300mg/kg. **Conclusion:** The results obtained proposed a sedative and antidepressant-like effect of ethanol extract of *A. muricata*, confirming the ethnomedicinal use of the ethanol leaf extract of *A. muricata* for the management of depression.

**Keywords** *Annona muricata*, Antidepressant, Imipramine, Sertraline, Open field test, Forced swim test

## 1. Introduction

Depression is an affective disorder which results in a state of low mood and aversion to activities that can have a negative effect on a person's thought behavior, worldview and physical well-being [1]. Many psychiatric syndromes feature depressed mood as a main symptom, hence it has become the major global psychiatric problem [2]. About 350million people suffer from depression globally [3]. People suffering from depression struggle with loss of energy and motivation, which influence their ability to be productive, making depression the leading cause of disability worldwide [4]. According to WHO [5], depression is currently 4<sup>th</sup> among the 10 leading causes of the global burden of disease and it is predicted that by year 2020, it will be ranked 2<sup>nd</sup>. Unmanaged depression is a major risk for suicide [6]. Treatment is varied but psychotherapy and pharmaceutical drug treatment are most commonly used. Pharmaceutical drug treatment involves the use of antidepressant medications, which are based on neurotransmitters (naturally occurring endogenous neurochemicals) levels imbalance in the brain. Drugs can influence behavior/mood by altering neurotransmitters

concentration in the brain hence the selection of antidepressant agent is based on the neurotransmitters that are thought to influence the symptoms of depression [7]. The tricyclic antidepressants (TCA), selective serotonin reuptake inhibitors (SSRI), nor-epinephrine reuptake inhibitors (NRI), dopamine reuptake inhibitors (DRI) and serotonin-nor-epinephrine reuptake inhibitors (SNRI) are the major classes of antidepressants used in pharmaceutical drug treatment. These drugs though effective, exhibit undesirable side effects hence new agents which will be divested of the distressing side effects are being solicited [8, 3]. Medicinal plants are used in complementary and alternative medicine for the management of mood disorders [9, 10]. There is a general shift towards natural products from medicinal plants sources which are perceived to have fewer (if any) of the side effects associated with synthetic orthodox drugs [11].

A review of literature revealed that *A. muricata* is widely employed in herbal medicine [12, 13]. It has been attributed with mood enhancing properties in folklore medicine while the leaf, bark and root are made into tea for calming effects as sedative, heart tonic and hypertensive medication in traditional medicine [12]. *A. muricata* is classified as an underutilized plant in Nigeria where it grows wild and as such, the associated health benefits are untapped. The objective of the present study was to determine the antidepressant activity of the Nigerian grown *A. muricata* in Sprague-Dawley rats, using the forced swim test (FST) and open-field test (OFT).

\* Corresponding author:

ebuehi@yahoo.com (Ebuehi O. A. T.)

Published online at <http://journal.sapub.org/ajb>

Copyright © 2017 Scientific & Academic Publishing. All Rights Reserved

## 2. Materials and Methods

### 2.1. Chemical and Reagents

Sertraline hydrochloride used was a product of Ranbaxy Ltd, India, and imipramine hydrochloride was a product of Assos Ilac, Istanbul. (Sertraline and imipramine are antidepressant drugs). All other reagents used in the study were of analytical grade.

### 2.2. Plant Material

Fresh leaves of *A. muricata* were collected from Igan-Otoko, Ogun State, South- West, Nigeria (Latitude 7.1455701 North, Longitude 3.361968700000034 East). This plant was identified and authenticated at the Department of Botany, University of Lagos, Lagos, by Dr. A. Kadiri and a voucher specimen was deposited in the Herbarium (LUH 5252) of the University.

### 2.3. Plant Extract Preparation

*A. muricata* leaves collected were sorted out (by removing the dead and dried ones) and washed with clean water to remove dust. The cleaned leaves were air dried for three days and then transferred to the oven to dry at 40°C until crispy. The oven dried leaves were coarsely powered and packaged in air tight containers until used. The extract was prepared by maceration of six hundred grams (600g) of the coarsely powered leaves in 95% ethanol (5litres) at room temperature for 72h. The ethanol extract was filtered and evaporated under a rotary evaporator at controlled temperature (40-50°C), oven dried (40-55°C) and extract obtained was stored at 0°C until used.

### 2.4. Animal Handling and Treatment

Seventy-eight female Sprague-Dawley rats weighing  $175.64 \pm 8.91$ g were obtained from the Laboratory Animal Centre, College of Medicine, University of Lagos, Nigeria. The rats were maintained under standard conditions (12h light/dark cycle and at  $27 \pm 2^\circ\text{C}$ ). They were fed with commercial rat chow (Pfizer feeds, Lagos, Nigeria) and were given water *ad-libitum*. They were allowed to acclimate for 14 days before used. The experimental protocols for this study conformed to the guide for care and use of laboratory animals by US National Institute of Health (NIH publication No 85-23 revised 1996). Administration of the extracts and drugs were between 9.00 and 10.30am daily.

The rats were randomly assigned into thirteen (13) groups of six rats each. Control groups (1&2) were given distilled water and ethylene glycol, (The drugs sertraline and imipramine were dissolved in distilled water while the extract (being insoluble in water) was dissolved in 5% ethylene glycol hence there is a water and vehicle control groups). The rats in groups 3-5 were orally administered 50, 150 and 300mg/kg body weight of *A. muricata* leaf extract respectively. The rats in groups 6 and 7 were orally administered 20mg/kg body weight of sertraline or imipramine respectively, while animals in group 8-13 were

administered *A. muricata* extract (50, 150 and 300mg/kg body weight) in combination with 10mg/kg body weight of sertraline or imipramine respectively. The drugs and extracts were given daily between 9.30 and 10.30h for 14 days. All the rats were weighed weekly and allowed feed and water *ad-libitum* throughout the period of the study. The neurobehavioral activity was evaluated using the open field test (OFT) and forced swim test (FST), one hour after the last treatment.

### 2.5. Open-Field Test (OFT)

The ambulatory behavior was assessed in the OFT [14]. The rats were moved from their housing colony to the laboratory in their own cages and allowed to adapt to the laboratory conditions for about 1h. The open-field apparatus consisted of a wooden arena (64cm x 64cm and 40cm high). The floor of the wooden arena was divided into 16 equal squares marked by black lines. The rats were gently placed individually in the centre (marked) of the arena and allowed to explore freely. The number of squares crossed by the rat (locomotion frequency) and the number of rearings (i.e. the number of times the animal stood on the hind paws) were recorded during a test period of 5min. The floor of the arena was cleaned between each trial with 10% ethanol solution to eliminate possible bias caused by odors left by previous rats. The test was carried out at room temperature ( $27 \pm 2^\circ\text{C}$ ) in a noise and light controlled room.

### 2.6. Forced Swim Test (FST)

In the forced swim test [15, 16], the rats were forced to swim in a cylindrical transparent glass vessel (50cm high and 21cm diameter), that contained fresh water to a depth of 26cm at room temperature ( $27 \pm 2^\circ\text{C}$ ). The total duration of immobility was measured during a 5min test session carried out after 24h of a 10min pre-test session on the same rats. Rats were considered immobile when they ceased struggling and remained floating in water except small movements necessary to keep their heads above the water. The water was changed after each animal to avoid the influence of water temperature and substances left from the previous session.

### 2.7. Statistical Analysis

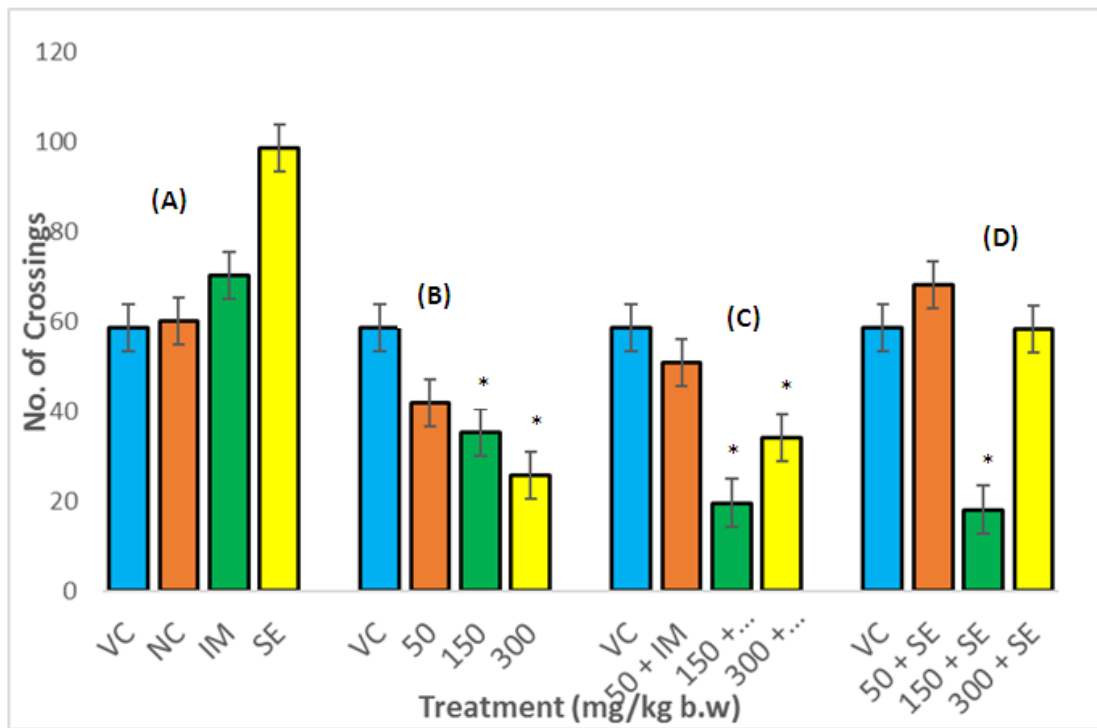
The results were expressed as mean  $\pm$  SEM. Data obtained from all the groups were analyzed using one-way analysis of variance (ANOVA), followed by Dunnet's test to detect intergroup differences. The level of significance was determined at  $p < 0.05$ .

## 3. Results

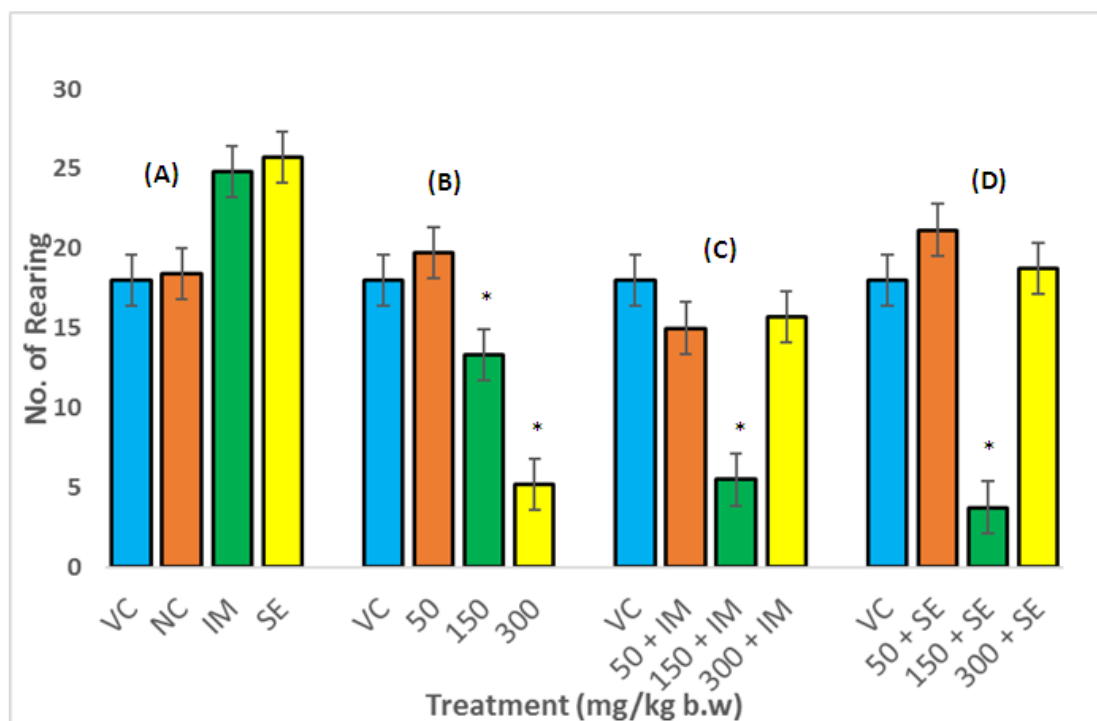
In the OFT, the ethanol extracts (50,150 and 300mg/kg po) administered for 14 consecutive days to rats significantly decreased their locomotion tendencies (Fig 1 (B)) compared with the vehicle control group. Imipramine and sertraline administered rats exhibited a positive significant difference compared to the water and vehicle control group (Fig. 1 (A)).

The locomotive tendencies of the rats were increased when the extract was combined with either imipramine or sertraline as shown in Figs. 1 (C) & (D), but at 150mg/kg

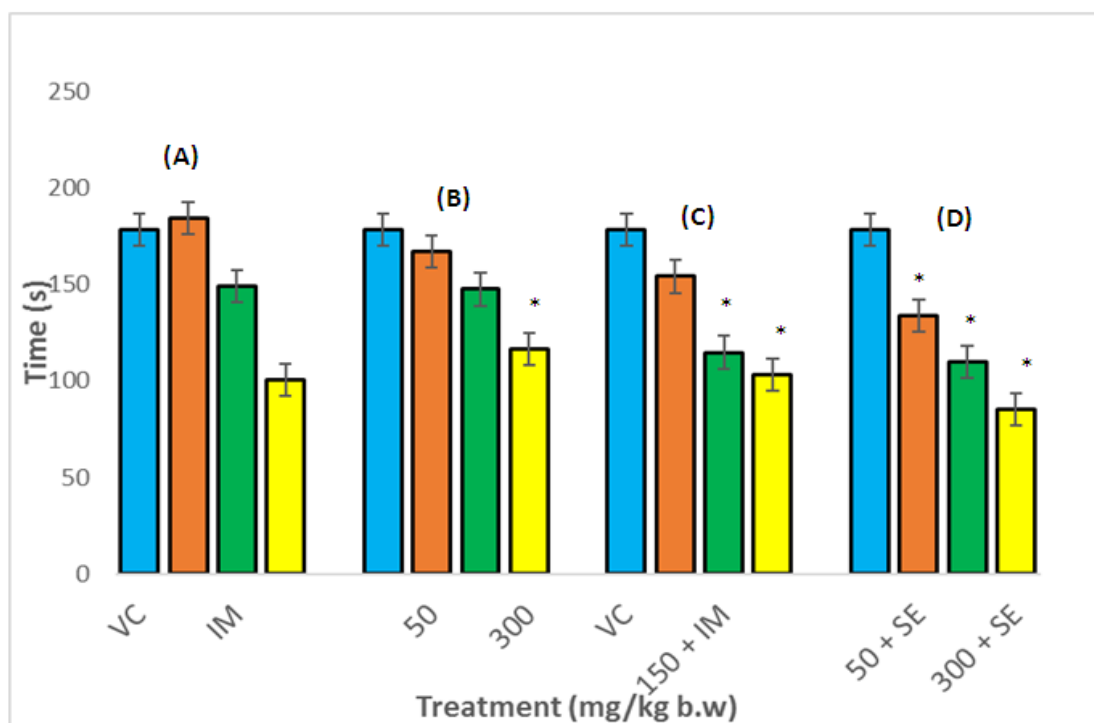
body weight of extract imipramine (or sertraline) combination with the extract showed further decreased in locomotion tendencies.



**Figure 1.** Ambulatory Response (locomotion) of Sprague-Dawley rats administered *A. muricata* leaf extract alone and in combination with imipramine and sertraline (10mg/kg b.w.) in the open field test. Value represent Mean  $\pm$  SEM (n=6). \* P< (0.05) Significant compared to vehicle control. **Key:** VC- Vehicle control; NC- water control; IM-imipramine; SE- sertraline. (A)- 2 control groups and standard drugs IM & SE; (B)- VC and leaf extracts alone; (C)- VC and leaf extracts in combination with IM; (D)- VC and leaf extracts in combination with SE



**Figure 2.** Ambulatory Response (rearing) of Sprague-Dawley rats administered *A. muricata* leaf extract alone (B)- and its combination with (C) imipramine and (D) sertraline (10mg/kg), in the open field test. Value represent Mean  $\pm$  SEM (n=6). \* P< (0.05) Significant compared to vehicle control



**Figure 3.** Effect of *A. muricata* leaf extracts alone –(B) and its combination with imipramine (C) and sertraline (D) on immobility period of Sprague Dawley rats using forced swim test. Values represent mean  $\pm$  SEM, (n = 6). \*P < (0.05) compared to vehicle control

The administration of the extract alone caused a significant decreased in the number of rearings at 150 and 300mg/kg body weight as shown in Fig-2 (B). Combination of the extract with imipramine or sertraline caused a significant decreased in number of rearings at 150mg/kg body weight as in Fig. 2 (C) and (D).

The administration of *A. muricata* leaf extract caused a dose dependent decrease in the immobility period of the treated rats compared to the control as shown in Fig. 3(B), while the combination of imipramine or sertraline (10mg/kg body weight) with the extracts caused a further decrease in the immobility period of the treated rats as in Fig.3 (C) and (D).

## 4. Discussion

A reduction in the explorative tendencies of the rats was observed in the OFT. This diminution in the locomotion after the administration of *A. muricata* leaf extract may be due to its sedative effect, confirming its ethno medicinal use as a sedative.

The open-field test provides a way to assess environment exploration, general locomotion activity and provide an initial screening for anxiety-related behavior in rodents [17], while the forced swim test in rats is a pre-clinical test employed to evaluate drugs being screened for antidepressant activity [18]. Animals removed from their acclimatize cage and placed in a novel environment express their anxiety, fear and stress by showing decreased in ambulation and exploration as well as in normal rearing and

grooming behaviors. Changes in these measurements are used to assess the sedative or stimulant effect of pharmacological agents [19]. These effects are subject to reversal by anxiolytics and certain antidepressants [20].

In this study, the ethanol extract of *A. muricata* caused a significant reduction in immobility time and increased swimming time, which demonstrated antidepressant-like effect. Drugs that selectively inhibit serotonin reuptake decrease immobility and increase swimming time [21]. Stimulant drugs can decrease immobility in the FST, resulting in false positive result which is distinguished from the anti-depressant-like reduction in immobility by assessment of the locomotors activity in the OFT. The extract significantly decreased locomotive activity alone and in combination with imipramine. The increase in active behavior (swimming) and decrease in immobility observed in the FST was not due to an increase in locomotors activity (as shown in the OFT). Therefore, the antidepressant-like effect of the extract is not related to a psycho stimulant effect.

Immobility in the FST represent a state of hopelessness in the animal which correlate to negative mood when place in an inescapable place. The immobility time is decreased by various types of antidepressants.

## 5. Conclusions

The results obtained in the present study suggested that ethanol leaf extract of *A. muricata* produced sedative and antidepressant-like effects in rats, when subjected to open

field test and forced swim test. Therefore, the ethanol leaf extract of *A. muricata* may have potential therapeutic value for the management of depression.

## ACKNOWLEDGEMENTS

The authors are grateful to Mr. Chijioke A., of the Department of Pharmacology, College of Medicine, University of Lagos, Lagos, for providing technical assistance in the animal experimentation for this study.

## REFERENCES

- [1] American Psychiatric Association (APA, 2013). Diagnostic and Statistical Manual of Mental Health Disorders 5th ed. (DSM-5).
- [2] Pillemer, K., Sutor, J. J., Pedro, S., and Henderson Jr., C. (2010). Mothers Differentiation and suppressive Symptoms Among Adult Children. *Journal of Marriage and Family* 72 (2): 333-345.
- [3] World Health Organization (2012). Media Centre Depression. Fact sheet N<sup>o</sup> 369, Oct., <http://www.who.int/mediacentre/factsheets/fs369/en/>.
- [4] Kessler, R.C., Aguitar-Gaxiola, S., Alonso, J., Chatterji, S., Lee, S., Ormel, Ustun, T.S. and Wang, P.S. (2009). The Global Burden of Mental Disorders: An Update from WHO World Mental Health (WMH) Surveys. *Epidemiol. Psychiatric Society* 18(1): 23-33.
- [5] World Health Organization (WHO, 2008). The Global Burden of Disease: Update. Geneva, Switzerland: WHO Press.
- [6] Delgado PL and Schillerstrom J. (2009). Cognitive difficulties associated with depression: what are the implications for treatment? *Psychiatric Times*. 26(3).
- [7] Nutt, D.J. (2008). "Relationship of neurotransmitters to the symptoms of major depressive disorder". *Journal of Clinical Psychiatry*. 69 Suppl E1: 4-7.
- [8] Millan, MJ, (2006). Multi-target Strategies for the improved treatment of depressive states: Conceptual foundations and neuronal substrates, drug discovery and therapeutic application. *Pharmacol. Ther.*, 110: 135-370.
- [9] Kessler, R.C.; Berglund, P.; Demler, O.; Jin, R.; Merikangas, K.R.; Walters, E.E.; (2005). Lifetime prevalence and age-of-onset distributions of DSM -IV disorders in the National Comorbidity Survey Replication. *Archives of General Psychiatry* 62(6): 593-602.
- [10] Ebuehi, OAT and Aleshinloye, O.O. (2010). Extracts of *Cnestis ferruginea* and *Rawolfia vomitoria* affect blood chemistry and GABAergic neurotransmission in ketamine-induced psychotic rats. *Nig. Qt. J. Hosp. Medicine* 22 (4): 171-176.
- [11] Offiah NV, Makama E., Mica Makoshi, I.L. Jurbe, G.G, Dawurung, C., Olusola, O., Ann, SL and David, S. (2011). Ethnobotanical survey of medicinal plant used in the treatment of diarrhea in Plateau state Nigeria. *BMC Vet Res.* 7: 36.
- [12] Taylor, Leslie (2005). The Healing Power of Rainforest Herbs. A guide to Understanding and Using Herbal Medicines. Publisher Square one, pp14.
- [13] Kedari, T. S. and Khan, A. A. (2014). Guyabano (*Annona muricata*): A review of its traditional uses, phytochemistry and pharmacology. *Am. Jour. of research comm.* 2 (10) 248.
- [14] Royce, I.R, (1977). On the construct validity of open- field test. *Psychological Bulletin* 84 (6): 1098-1106.
- [15] Porsolt, A. Bertin, M. and Jalfre, A. (1977). Behavioral despair in mice: a primary screening test for antidepressants. *Arch. Int. Pharmacodyn. Ther.*, 229: 327-336.
- [16] Slattery, D.A. and Cryan, J.F. (2012). Using the rat forced swim test to assess antidepressant-like activity in rodents. *Nat. Protoc.* 7: 1009-14
- [17] Stanford, S.C. (2007). The Open Field test: Reinventing the wheel. *Journal of Psychopharmacology* 21(2): 134-4.
- [18] Castagné, P., Moser, R.D. and Porsolt, RD. (2009). Methods of behavior analysis in neuroscience CRC Press, Boca Raton, Florida.
- [19] Lalonde, R. and Strazielle, C. (2008). Relations between open-field, elevated plus-maze and emergence tests as displayed by C57/BL6J and BALB/c mice". *Journal of Neuroscience Methods* 171(1): 48-51.
- [20] Feroz Ahmad Wani, Arsheed Iqbal, Jafri M.A, Afroza Jan and Khalid Ghazanfar Mustafa (2013). Effect of petroleum ether extract of Malkangni (*Celestros Peniculus Wild*) on Open field behavior in Swiss albino mice. *Int. Res. J. Pharm.* 4(8): 145 – 147.
- [21] Sanchez-Mateo, C, Bonkanka, C., Prado, B. and Rabanal, K. (2007). Antidepressant activity of some *Hypericum reflexum*, L.fil. extracts in the forced swimming test in mice. *Journal of Ethnopharmacology*, 112(1): 115-121.